

Range Masters "Fun" Shoot

Results for February 3, 2010

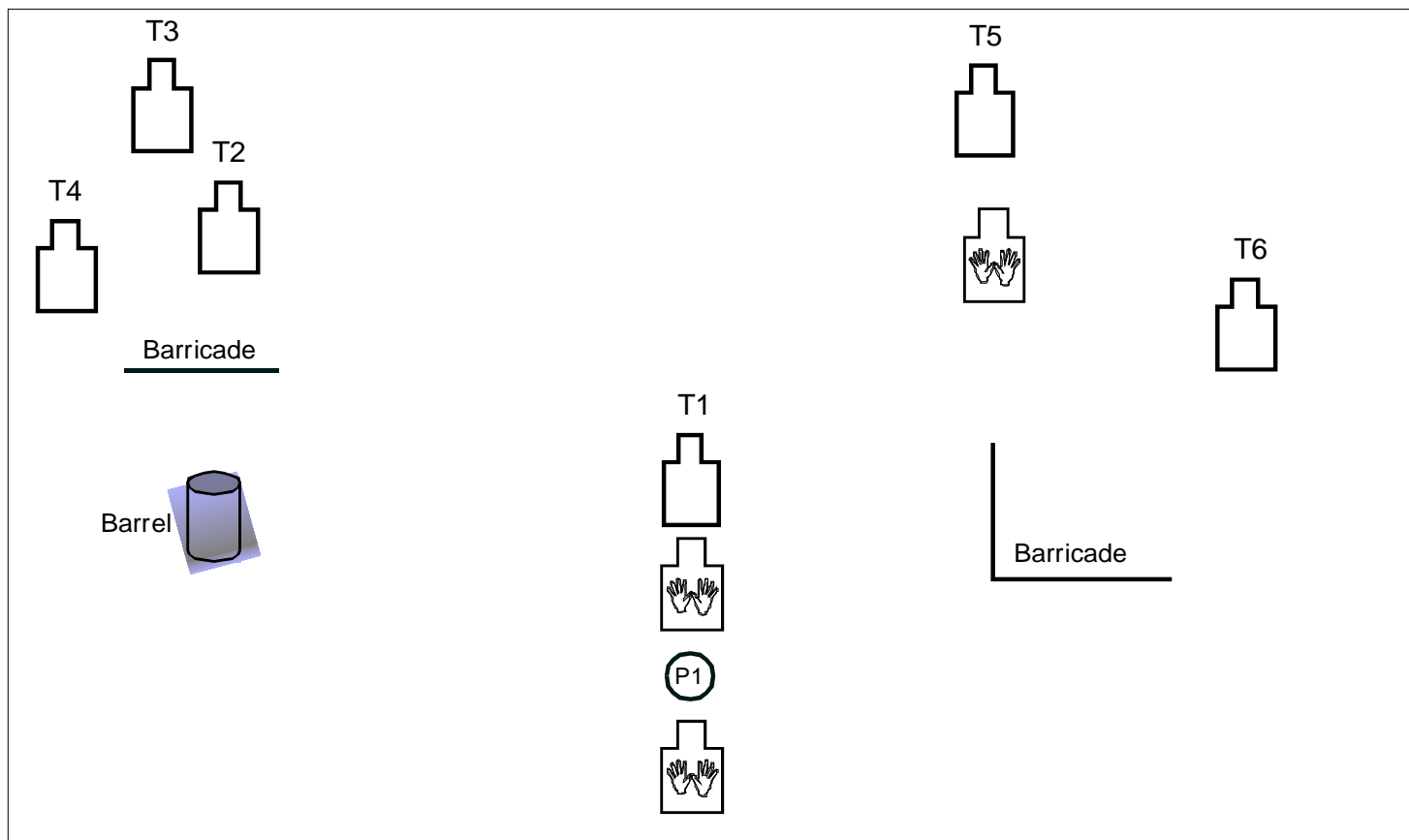
Place	Name (Note)	Div.	Shoot Total	Total Points Down	Stage 1	String 1	PD	Stage 2	String 1	String 2	PD	Stage 3	String 1	String 2	String 3	PD
1	Olson, Landon	O	80.41	4	28.00	26.50	3	27.69	9.08	18.11	1	24.72	7.90	8.20	8.62	0
2	Majers, Steve	O	98.01	15	32.55	32.05	1	30.81	16.10	12.71	4	34.65	11.32	10.83	7.50	10
3	Wakamatsu, Josh	NO	98.86	38	36.78	27.78	18	28.52	10.20	13.32	10	33.56	8.49	10.36	9.71	10
4	Mathis, David	NO	99.57	26	35.15	33.65	3	28.62	11.44	15.68	3	35.80	9.19	9.63	6.98	20
5	Wakamatsu, Josh	NO	106.88	42	41.03	28.03	26	31.96	9.65	19.31	6	33.89	9.26	9.25	10.38	10
6	Rodriquez, Mike	O	109.87	24	46.41	37.41	18	31.18	11.53	16.65	6	32.28	9.40	10.66	12.22	0
7	Peterson, Andy #2	NO	111.83	40	41.34	31.84	19	25.79	13.54	11.75	1	44.70	11.46	10.63	12.61	20
8	Peterson, Andy #1	NO	120.57	45	43.53	32.03	23	26.79	14.40	11.39	2	50.25	12.80	12.79	14.66	20
9	DeLeeuw, Dave	O	120.74	21	34.23	31.23	6	47.25	11.98	27.77	15	39.26	10.63	19.07	9.56	0
10	McGregor, Scott	NO	125.01	53	42.55	31.55	22	33.73	15.59	12.64	11	48.73	10.98	12.78	14.97	20
11	Kemp, Tony	NO	129.89	56	42.77	32.27	21	34.25	8.33	23.42	5	52.87	11.69	15.98	10.20	30
12	Limb, Brandon	NO	130.90	49	47.75	37.75	20	34.39	16.13	13.76	9	48.76	13.33	12.14	13.29	20
13	Woodruff, Weston	NO	137.69	39	44.73	38.73	12	35.12	16.69	14.93	7	57.84	17.63	19.38	10.83	20
14	Price, Mike	NO	145.05	59	50.97	33.97	34	39.00	10.91	25.59	5	55.08	17.34	16.30	11.44	20
15	Huff, Blake	O	145.10	23	69.29	65.29	8	34.67	17.20	14.97	5	41.14	10.64	13.17	12.33	10
16	Rees, Jerry	NO	145.67	45	37.18	35.68	3	40.73	16.12	23.61	2	67.76	16.68	17.44	13.64	40
17	Scott, Alan	NO	147.41	67	49.25	38.25	22	33.98	13.09	18.39	5	64.18	14.68	14.94	14.56	40
18	Phillips, RDan	NO	147.68	41	45.66	40.66	10	40.13	12.85	26.78	1	61.89	15.39	18.12	13.38	30
19	Salisbury, Joshua	NO	153.19	44	35.69	28.69	14	52.95	19.08	33.87	0	64.55	16.92	15.05	17.58	30
20	Redford, "Red"	NO	156.39	27	49.64	44.14	11	49.18	12.74	33.44	6	57.57	14.87	15.47	22.23	10
21	Carroll, Chris	NO	158.04	51	41.37	33.87	15	41.04	15.38	22.66	6	75.63	22.44	21.12	17.07	30
22	Palmer, Carey (9)	NO	162.62	97	36.88	33.38	7	31.01	13.56	17.45	0	94.73	12.08	17.67	19.98	90
23	Waldo, Ralph	NO	163.06	72	60.09	44.09	32	38.24	20.76	17.48	0	64.73	15.49	15.17	14.07	40
24	Sorenson, Sam	NO	165.42	119	51.44	34.44	34	44.73	20.45	11.78	25	69.25	12.70	13.98	12.57	60
25	Palmer, Carey (3)	NO	167.81	53	88.04	67.54	41	42.02	21.05	19.97	2	37.75	10.09	10.80	11.86	10
26	Spensko, Shane	NO	171.78	72	67.58	46.58	42	29.89	16.27	13.62	0	74.31	16.75	20.20	22.36	30
27	Ursulich, Ryan	NO	172.49	102	60.60	31.60	58	49.11	23.02	24.09	4	62.78	15.95	12.63	14.20	40
28	Allen, Glen	NO	176.55	43	54.22	44.72	19	52.61	30.01	20.60	4	69.72	20.40	18.91	20.41	20
29	Clark, David	NO	183.56	61	50.25	46.25	8	52.61	19.27	31.84	3	80.70	18.61	12.45	24.64	50
30	Mallon, Jim	NO	185.54	66	55.11	43.61	23	50.71	24.48	24.73	3	79.72	20.81	19.03	19.88	40
31	Marshall, Chad	NO	186.81	125	48.07	23.07	50	67.20	14.35	40.35	25	71.54	15.09	15.11	16.34	50
32	Van Ausdal, Brian	NO	193.48	66	69.82	47.82	44	58.58	31.05	26.53	2	65.08	19.69	17.59	17.80	20
33	Scott, Michael Sr.	NO	199.71	66	56.40	47.90	17	72.90	15.41	47.99	19	70.41	17.25	17.29	20.87	30
34	Young, Mark	NO	200.74	86	49.72	45.22	9	51.39	28.21	19.68	7	99.63	21.25	22.49	20.89	70
35	Greer, Seth	NO	208.62	69	59.37	43.37	32	84.27	33.73	42.04	17	64.98	19.70	18.48	16.80	20
36	Cook, David	NO	218.22	130	63.59	55.09	17	62.58	29.17	26.91	13	92.05	15.86	13.13	13.06	100
37	Nielsen, Scott	NO	225.72	84	71.47	62.97	17	63.57	28.39	21.68	27	90.68	28.93	22.14	19.61	40
38	Thomas, Scot	NO	245.08	129	46.96	31.46	31	120.57	33.77	72.80	28	77.55	13.26	16.24	13.05	70
39	Prestwich, Kirt	NO	290.56	160	70.08	51.58	37	114.47	45.63	57.34	23	106.01	20.11	17.59	18.31	100
40	Olsen, Wade	NO	297.29	160	85.43	70.43	30	84.61	26.23	43.38	30	127.25	20.96	22.32	33.97	100
41	Sabaldo, Teri	NO	312.43	134	88.21	73.21	30	106.39	34.45	64.94	14	117.83	22.42	27.79	22.62	90
42	Driscoll, JaNell	NO	341.93	123	76.06	61.56	29	96.55	39.53	50.02	14	169.32	38.70	49.30	41.32	80
43	Gomez, James	NO	343.05	172	68.09	53.09	30	116.59	62.99	42.60	22	158.37	29.02	36.95	32.40	120
44	Willard, Gary	NO	398.81	273	79.51	51.01	57	112.82	46.83	52.99	26	206.48	26.90	39.00	45.58	190

Notes:

- PD = Points Down = .5 seconds x Points Down
- Div. = Division: O = Optic; NO = Non-Optic
- (Rev.) = Revolver
- XX Indicates that the Points Down value includes some kind of penalty (Procedural Error, Hits on Non-Threat, Misses on Steel, etc.)
- DNF = Did Not Finish
- NS = No Score

Range Masters “Fun” Shoot

Stage 1 - “Figure It Out”



Round Count:
String 1 = **18 Minimum**
(**18** rounds for the stage)

Vickers Count
(Can make up shots)

String 1 -

Shooter starts fully loaded at **P1** with cover garment and their **back to targets**.

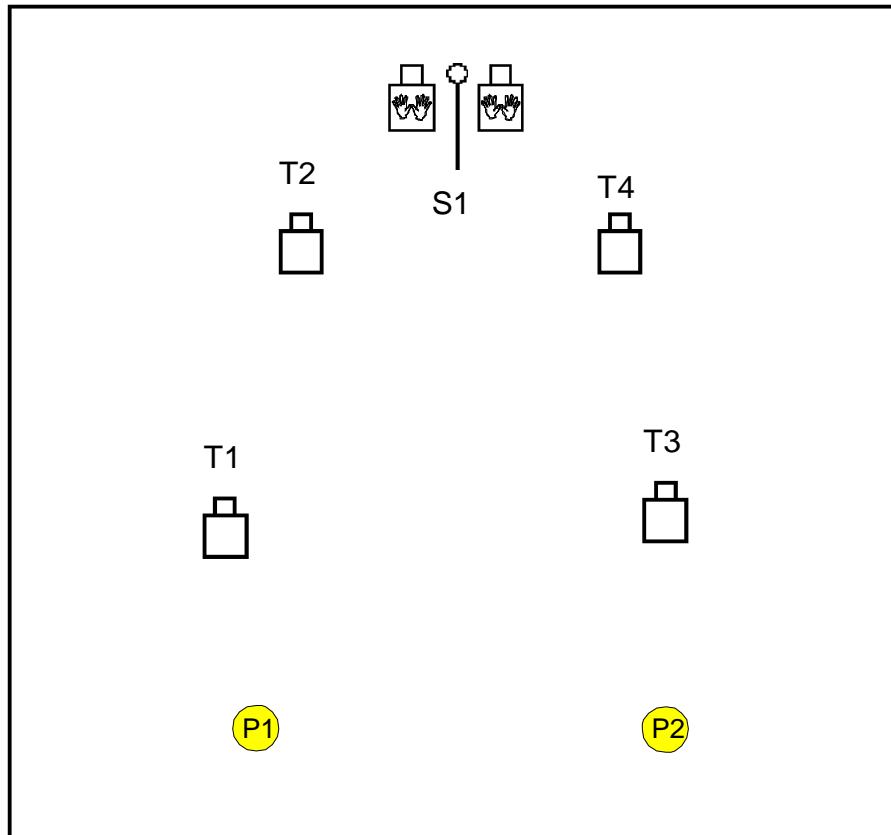
- At the sound of the buzzer, turn, draw and engage **T1** with **2 rounds** to the **Body** and **1 round** to the **Head** while **moving to cover**.
- Then, **while properly using cover**, engage the remaining targets (**T2 -T6**) with **2 rounds** to the **Body** and **1 round** to the **Head**.
- Reload as necessary. (**See Note #1**)

Notes:

1. Shooter must perform **at least 1 reload from behind cover** during the stage.
2. Shooter's firearm must be concealed to start.
3. Properly use cover during the stage.
4. Shooter **MAY NOT ADVANCE** down range past the barrel or first barricade.
5. **DO NOT SHOOT THE WALLS!**

Range Masters “Fun” Shoot

Stage 2 - “Assume the Position”



Round Count:

String 1 = **10** Minimum

String 2 = **6** Minimum

Stage Total = **16** Minimum

Vickers Count

(Can make up shots.)

String 1 -

Shooter starts at **P1** with **10 rounds Max in firearm.**

- At the sound of the buzzer, draw and engage targets **T1** and **T2** with **2 rounds to the Torso Only**. Then engage **S1** with **1 round**.
- Move to **P2** and engage targets **T3** and **T4** with **2 rounds to the Torso Only**, then engage **S1** with **1 round**.
- Reload as necessary, but holster without reloading after the String.

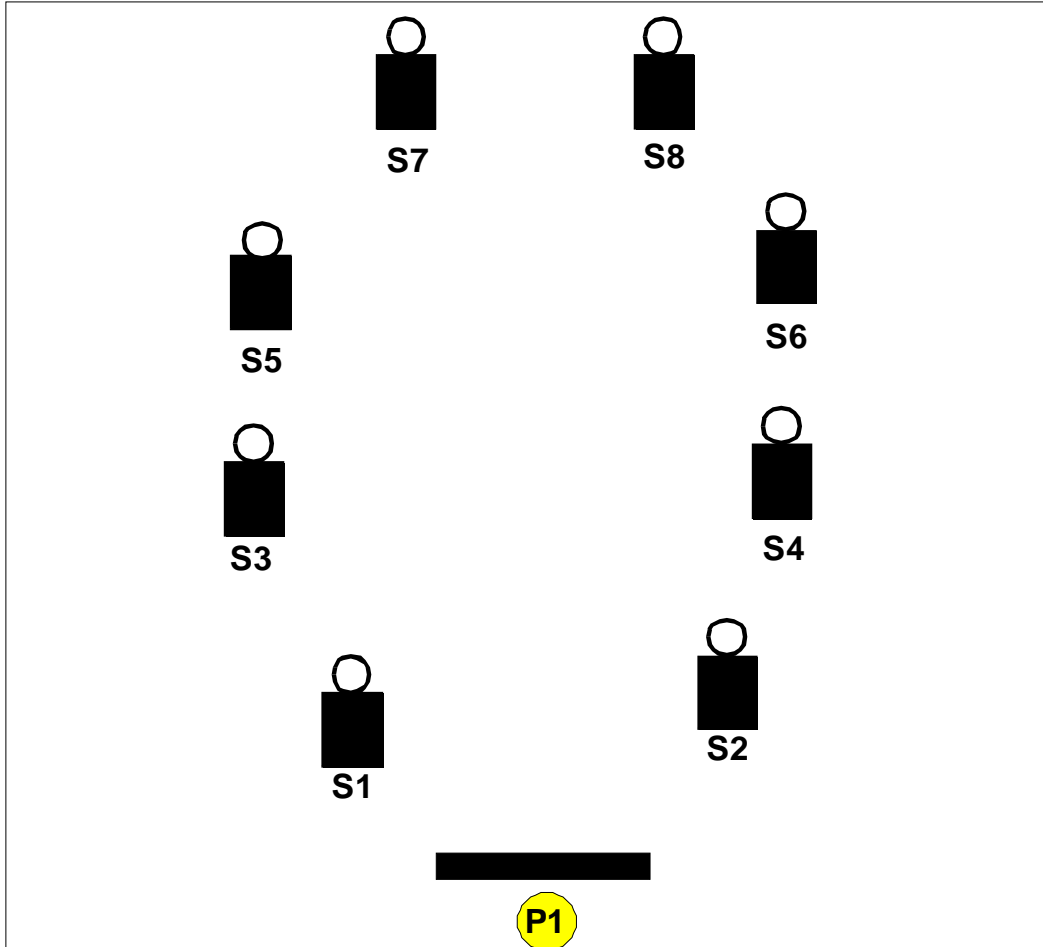
String 2 - All shots on this string are **Strong Hand Only!!**

Shooter starts at **P2**, with **remaining rounds from String 1** in the firearm,

- At the sound of the buzzer, draw and engage **T3** and **T4** with **1 round to the Head Only**, and then engage **S1** with **1 round**.
- Move to **P1** and engage **T1** and **T2** with **1 round to Head Only**, then engage **S1** with **1 round**.
- Reload as necessary.

Range Masters “Fun” Shoot

Stage 3 - “Make Them Count”



Round Count:

String 1 = 8 rds Min.
String 2 = 8 rds Min.

Modified Vickers Count (Can make up shots)

String 1 -

Shooter starts with a **maximum of 10 rounds in the gun.**

- At the sound of the buzzer, draw and engage **all 8 plates** in any order from behind cover **using no more than 10 rounds total.**
- Reload as necessary.

String 2 -

Same as String 1.

String 3 -

Same as String 1.

Notes -

1. A solid hit on any of the plates will count as a hit.
2. All plates left standing will be counted as a 5-second Miss-On-Steel penalty.