

# UDPL Match Results for May 24, 2008

(Sorted by *Overall Time* without regard for Division.)

## Rifle/Carbine Match

Place	Name	*DIV	Shoot Total	Total PD	Stage 1	String 1	PD	Stage 2	String 1	PD	Stage 3	String 1	PD	Stage 4	String 1	PD	Stage 5	String 1	PD	Stage 6	String 1	PD	Stage 7	String 1	PD	Stage 9	String 1	PD
1	Stevens, Randy	I	305.10	32	27.01	25.51	3	33.20	31.70	3	23.95	21.45	5	50.99	45.99	10	41.10	38.10	6	45.68	45.68	0	18.65	16.15	5	64.52	64.52	0
2	Theodore, Ari	OPT	320.54	68	26.35	22.85	7	38.90	27.40	23	23.85	19.35	9	53.17	47.17	12	42.73	40.73	4	51.07	51.07	0	22.49	15.99	13	61.98	61.98	0
3	Bullock, Curtis	OPT	328.09	51	24.70	24.70	0	44.34	33.84	21	20.39	19.39	2	55.13	45.13	20	42.71	40.71	4	64.90	64.90	0	18.44	16.44	4	57.48	57.48	0
4	Olson, Landon	I	338.39	12	36.58	31.58	10	29.12	29.12	0	22.95	22.95	0	58.74	57.74	2	59.72	59.72	0	55.19	55.19	0	20.23	20.23	0	55.86	55.86	0
5	Webster, Scott	OPT	359.63	5	33.78	32.28	3	32.12	32.12	0	28.08	28.08	0	54.77	54.27	1	42.58	42.58	0	65.97	65.97	0	23.84	23.34	1	78.49	78.49	0
6	Leon, Gus	OPT	381.06	151	33.26	25.76	15	41.04	27.54	27	43.58	28.08	31	65.19	42.19	46	48.73	40.23	17	52.40	52.40	0	22.74	15.24	15	74.12	74.12	0
7	Edwards, Lance	OPT	390.26	85	28.67	21.67	14	87.28	72.78	29	20.51	18.01	5	76.00	66.00	20	40.21	33.21	14	60.61	60.61	0	20.76	19.26	3	56.22	56.22	0
8	Kyler, Chris	OPT	391.41	16	41.93	41.93	0	33.94	33.94	0	25.98	24.98	2	75.74	69.24	13	55.89	55.39	1	61.17	61.17	0	24.99	24.99	0	71.77	71.77	0
9	Zaccardi, Juke	I	421.09	80	33.27	29.27	8	43.97	32.97	22	28.18	25.68	5	63.59	56.59	14	56.26	51.76	9	62.95	62.95	0	17.37	16.37	2	115.50	105.50	20
10	Crovo, Noah	OPT	439.92	98	42.04	32.04	20	52.77	30.27	45	26.31	25.81	1	68.68	58.68	20	51.66	51.16	1	73.36	73.36	0	28.47	22.97	11	96.63	96.63	0
11	Durant, Steve	N	469.31	33	41.71	40.71	2	33.58	33.58	0	30.53	29.03	3	71.07	59.57	23	50.33	47.83	5	93.10	93.10	0	32.55	32.55	0	116.44	116.44	0
12	Redford, "Red"	N	472.87	20	32.34	32.34	0	35.45	33.45	4	24.79	24.79	0	76.38	68.88	15	53.97	53.47	1	86.52	86.52	0	21.77	21.77	0	141.65	141.65	0
13	Hess, JR	OPT	475.25	56	54.10	43.60	21	36.05	36.05	0	26.24	25.24	2	66.40	57.40	18	65.13	59.63	11	69.10	69.10	0	21.90	19.90	4	136.33	136.33	0
14	Taylor, Bryan	OPT	475.87	131	54.94	31.44	47	36.95	31.95	10	26.50	26.00	1	85.33	71.33	28	70.42	50.42	40	71.66	71.66	0	26.29	23.79	5	103.78	103.78	0
15	Stedham, Roland	OPT	495.61	67	47.87	44.87	6	38.52	35.02	7	34.39	30.39	8	100.13	93.63	13	62.36	54.86	15	75.17	75.17	0	34.91	25.91	18	102.26	102.26	0
16	Zachman, Nicholas	?	496.47	148	35.01	33.51	3	64.08	59.08	10	27.08	26.58	1	66.06	55.56	21	44.13	43.13	2	86.43	66.43	40	35.31	29.81	11	138.37	108.37	60
17	Seely, Dave	OPT	502.49	95	33.26	30.76	5	33.91	33.91	0	29.10	29.10	0	81.84	81.34	1	59.95	58.45	3	96.88	76.88	40	24.48	21.48	6	143.07	123.07	40
18	Tran, H. Van	I	507.90	145	27.30	19.80	15	55.71	29.21	53	30.55	20.05	21	126.54	113.54	26	51.49	40.99	21	96.65	96.65	0	21.93	17.43	9	97.73	97.73	0
19	Scott, Bill	OPT	511.22	62	41.01	40.51	1	43.08	43.08	0	31.13	27.63	7	81.37	77.37	8	73.09	60.09	26	86.36	86.36	0	40.59	30.59	20	114.59	114.59	0
20	Muhr, Mike	I	512.91	126	38.21	27.71	21	71.23	67.23	8	41.96	39.46	5	104.22	74.22	60	90.52	81.52	18	71.23	71.23	0	24.95	17.95	14	70.59	70.59	0
21	Winter, Robert	OPT	531.85	117	43.95	35.45	17	50.97	43.47	15	38.04	33.04	10	76.29	67.29	18	74.67	56.67	36	91.63	91.63	0	35.98	25.48	21	120.32	120.32	0
22	Nessen, Bobby	OPT	536.74	149	36.11	30.61	11	54.19	37.69	33	39.45	24.95	29	74.19	55.69	37	66.81	55.31	23	77.43	77.43	0	26.65	18.65	16	161.91	161.91	0
23	Schweitzer, Kurt	OPT	540.06	58	35.21	34.21	2	43.86	36.36	15	28.65	28.65	0	86.70	78.20	17	106.29	94.79	23	66.93	66.93	0	26.71	26.21	1	145.71	145.71	0
24	Thomas, Kevin	O	545.45	40	29.28	28.78	1	91.01	90.51	1	48.04	45.04	6	69.80	66.30	7	57.64	57.64	0	71.55	71.55	0	34.52	22.02	25	143.61	143.61	0
25	Hart, Chris	OPT	560.99	149	44.60	32.60	24	57.28	30.28	54	37.37	36.37	2	80.29	71.79	17	79.10	55.10	48	86.83	86.83	0	27.92	25.92	4	147.60	147.60	0
26	Moffat, Joel	I	569.44	119	42.09	40.09	4	56.02	34.52	43	38.40	35.90	5	88.07	67.57	41	65.25	58.75	13	98.80	98.80	0	33.44	26.94	13	147.37	147.37	0
27	Huff, Blake	N	604.66	69	58.38	48.38	20	49.66	49.66	0	40.34	40.34	0	84.17	80.17	8	76.67	76.67	0	137.14	117.14	40	32.41	31.91	1	125.89	125.89	0
28	Durant, David	N	663.97	252	71.42	56.92	29	72.77	36.77	72	51.06	48.56	5	81.70	64.20	35	101.62	56.12	91	108.75	108.75	0	53.14	43.14	20	123.51	123.51	0
29	Hatch, Brad	I	674.98	133	78.51	68.01	21	84.61	74.61	20	52.26	52.26	0	96.20	85.20	22	94.83	84.33	21	91.45	71.45	40	39.10	34.60	9	138.02	138.02	0
30	Stevens, James	OPT	694.22	186	47.73	45.73	4	84.47	67.47	34	54.90	36.40	37	134.77	115.27	39	93.54	72.54	42	110.46	110.46	0	39.19	34.19	10	129.16	119.16	20
31	Seely, Rich	?	769.97	97	62.99	62.99	0	89.24	89.24	0	52.64	52.64	0	89.97	88.47	3	89.42	84.42	10	86.60	86.60	0	40.11	38.11	4	259.00	219.00	80
32	Seely, Mike	?	845.37	386	54.77	52.77	4	59.84	42.84	34	77.11	53.61	47	125.80	82.30	87	111.50	108.00	7	185.84	135.84	100	25.39	21.89	7	205.12	155.12	100
33	Runolson, Rhett	OPT	934.54	87	89.32	80.82	17	106.50	96.00	21	49.30	41.80	15	124.18	111.68	25	104.15	103.65	1	157.62	157.62	0	52.50	48.50	8	250.97	250.97	0
34	Mallon, Jim	I	1204.49	70	107.85	104.85	6	136.75	134.75	4	102.86	93.36	19	131.14	118.64	25	118.46	114.96	7	156.38	156.38	0	80.08	75.58	9	370.97	370.97	0
35	?, Brandon	?	DNF	DNF	67.66	57.66	20	62.10	47.10	30	35.98	22.48	27	61.15	54.15	14	85.22	67.72	35	DNF	DNF		27.70	23.70	8	109.32	109.32	0
36	Peterson, Scott	OPT	DNF	DNF	58.32	31.82	53	DNF	DNF		26.13	17.63	17	60.38	43.88	33	43.64	37.64	12	57.68	57.68	0	23.32	17.82	11	115.36	115.36	0

### Notes:

xx Indicates that the Points Down value includes some kind of penalty (Procedural Error, Hits on Non-Threat or Misses on Steel).

PD = *Points Down* value is PD x .5 seconds added to the total stage time.

\*DIV = *Divisions*: I = Iron Sights; OPT = Optical Sights; O = Open; N = Non-High Power (.22 and pistol calibers)

DNF = Did Not Finish

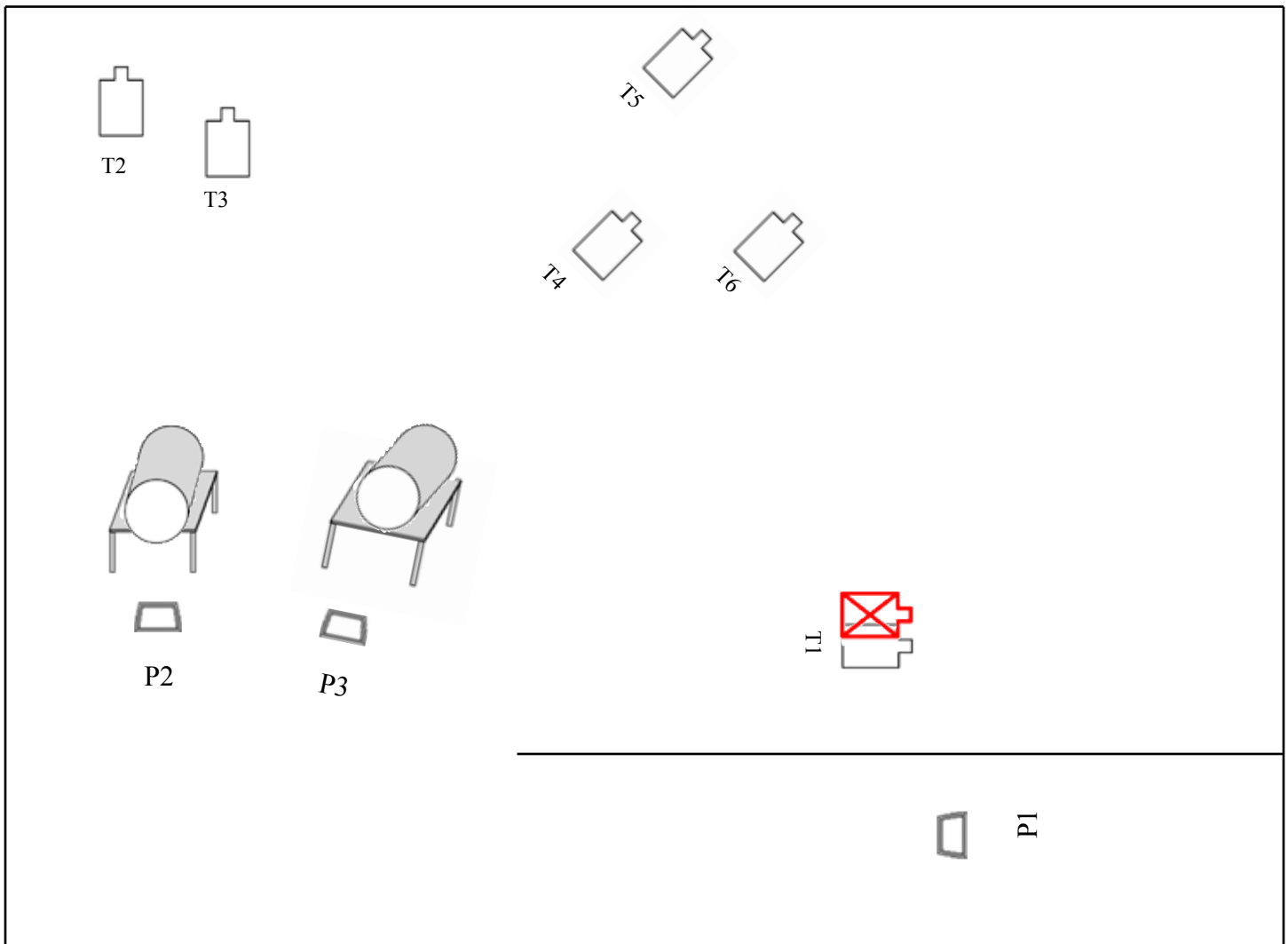
NT = No Time for the stage

## Stage 1 — The Pit

6 Single Targets  
1 Non-Threat

Round Count:  
Rifle — 18

2 Tables  
2 Barrels



**Starting Position:** P1 with rifle loaded at low ready.

**Rules of Engagement:** At the sound of the buzzer, while moving to P2, engage T1 with two rounds to the body and one round to the head.

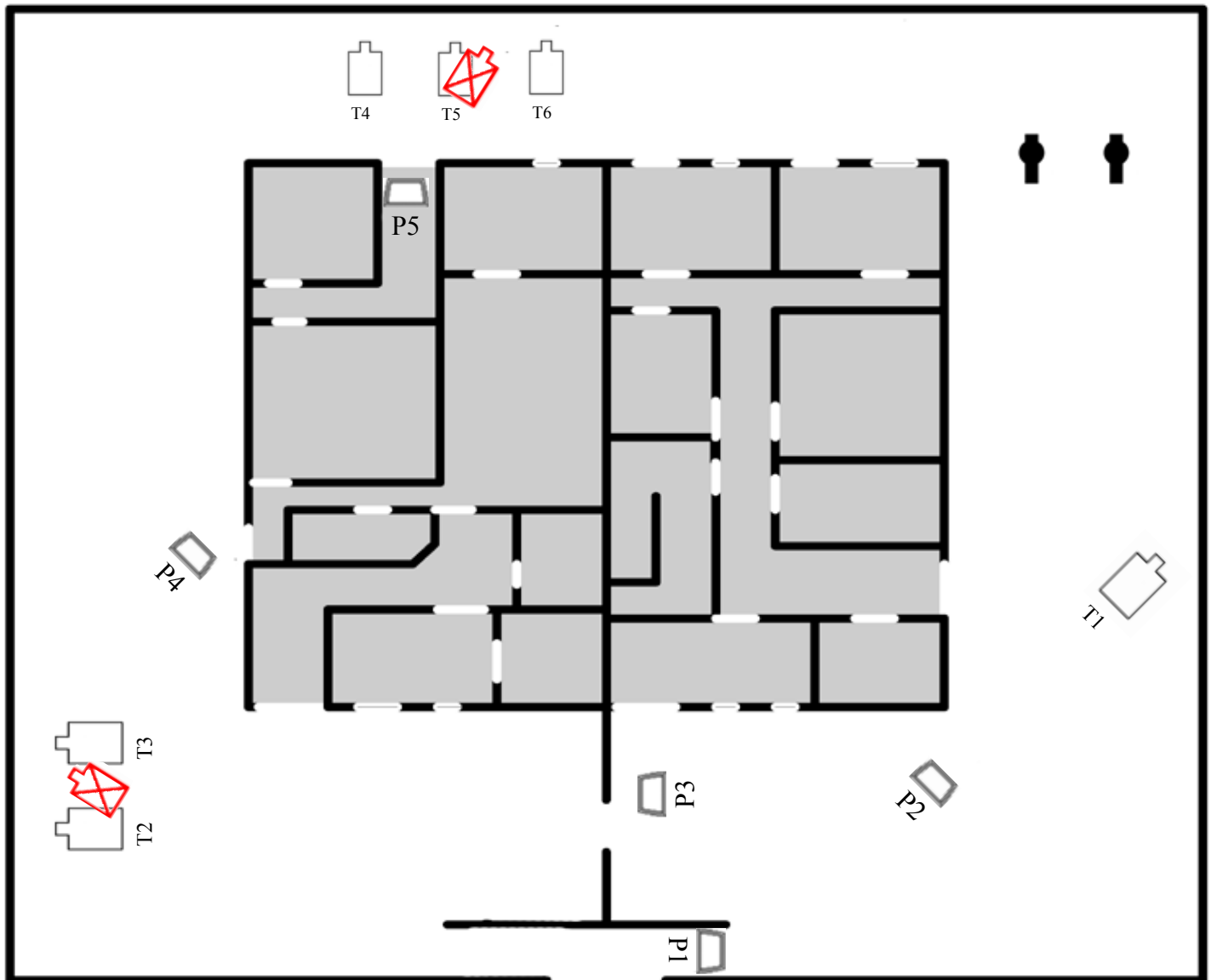
Then from P2, engage T2-T3 with one round each, to the head. Then from P3, engage T4-T7 with two rounds each, to the body. Then from P2, engage T2-T3 with two rounds each, to the body. Then from P3, engage T4-T7 with one round each, to the head.

## Stage 2 — The Barn

6 Single Targets  
2 Non-Threat

Round Count:  
Rifle — 17

2 small poppers



**Starting Position:** P1 with rifle loaded at low ready.

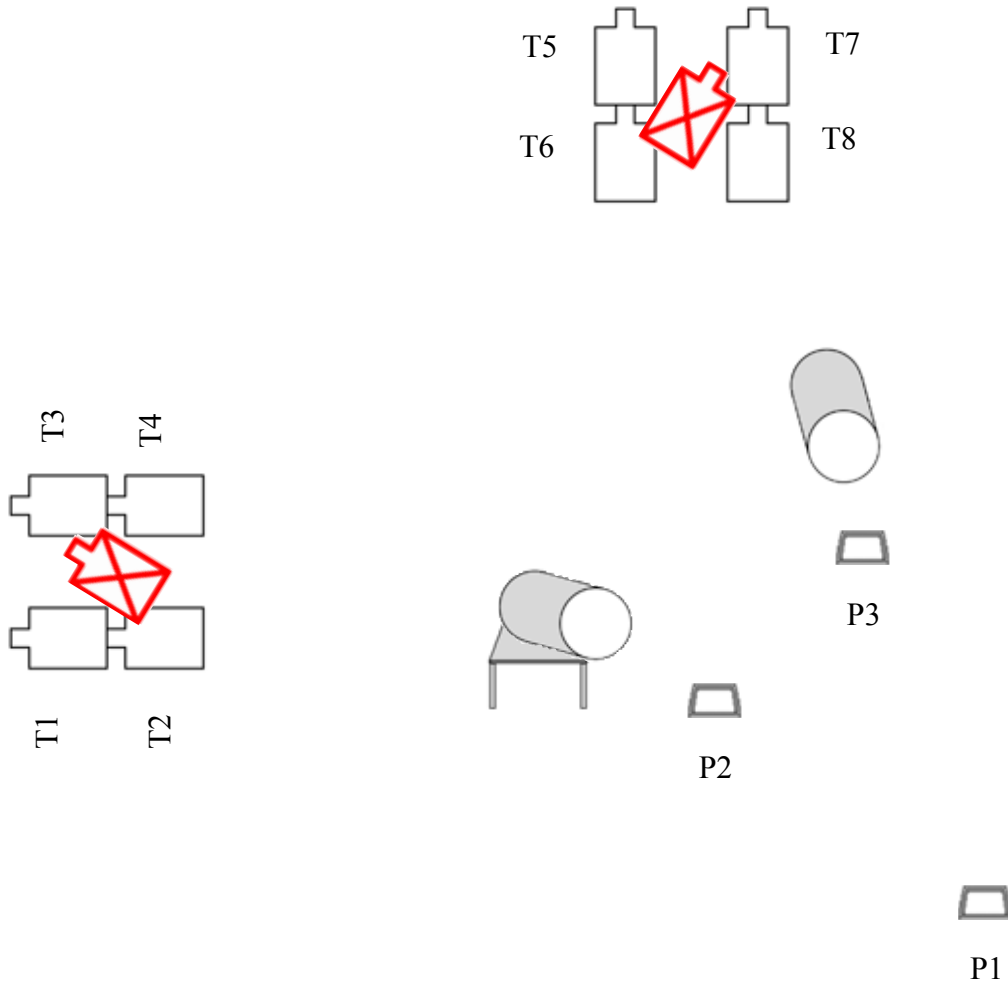
**Rules of Engagement:** At the sound of the buzzer, engage T1 with two rounds while moving to P2. From P2 engage each popper with one round. Then, move to P3. From P3, move to P4 and, while moving, engage T2 and T3 with two rounds each. From P4, move to P5 and from P5 engage T4-T6 each with two rounds to the body and one round to the head.

## Stage 3 — Backyard

4 Double Targets  
2 Non-Threats

Round Count:  
Rifle — 24

1 Table  
2 Barrels



**Starting Position:** P1 with rifle loaded at low ready.

**Rules of Engagement:** From P1, engage T1-T8 with one round each. Move to P2 and engage T1-T4 with two rounds each. Move to P3 and engage T5-T8 with two rounds each.

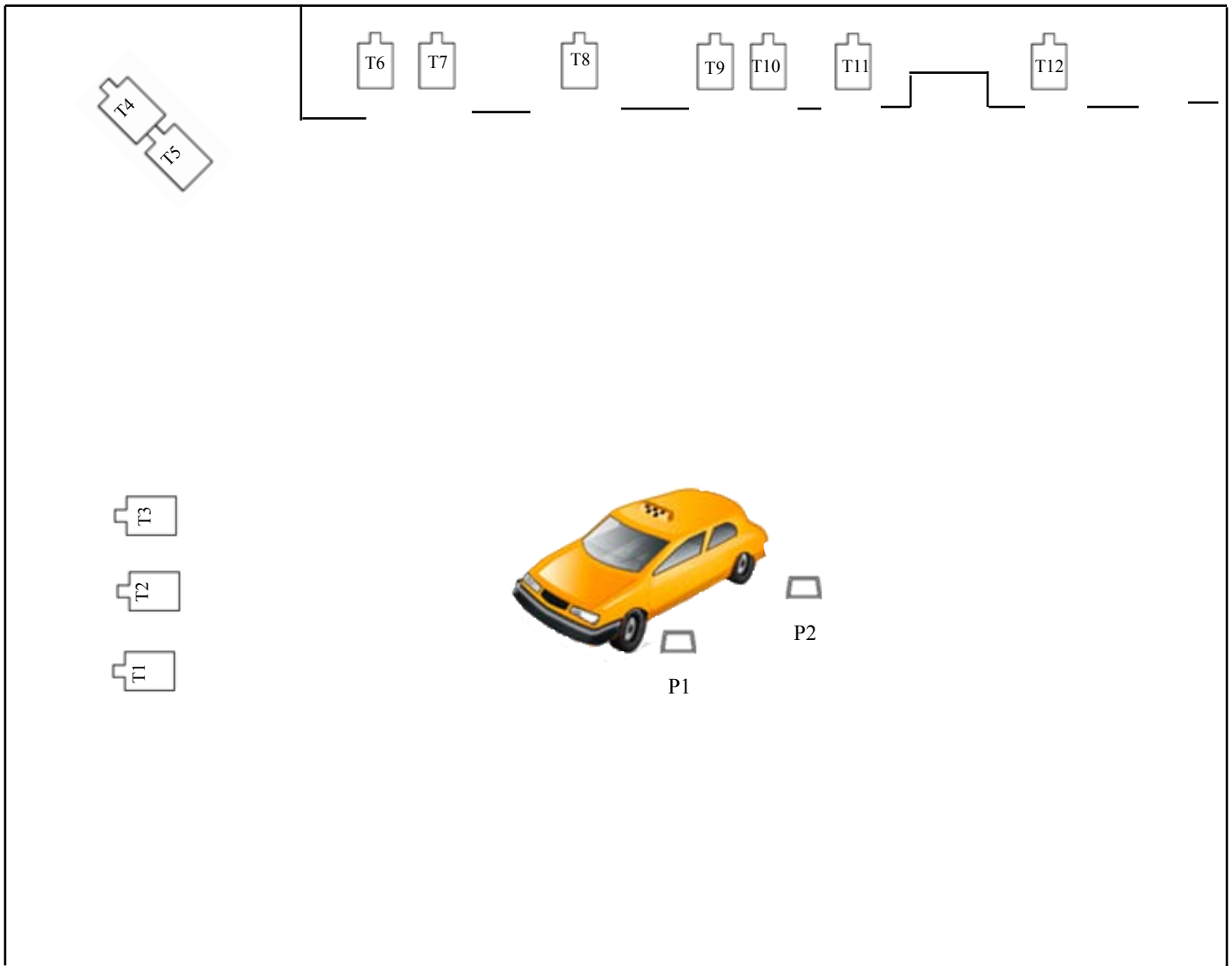
• **Must shoot through barrels at P2 and P3.**

## Stage 4 — The City Limits

4 Double Targets  
2 Non-Threats

Round Count:  
Rifle — 33

1 Table  
2 Barrels



**Starting Position:** P1 with rifle loaded at low ready, behind open car door.

**Rules of Engagement:** Starting at P1, engage T1-T5 with two rounds each, to the body. Move to P2 and engage T6-T11 with two rounds each, to the body, then move back to P1 and engage T1-T5 with one round each, to the head. Then, move back to P2 and engage T6-T11 with one round each, to the head.

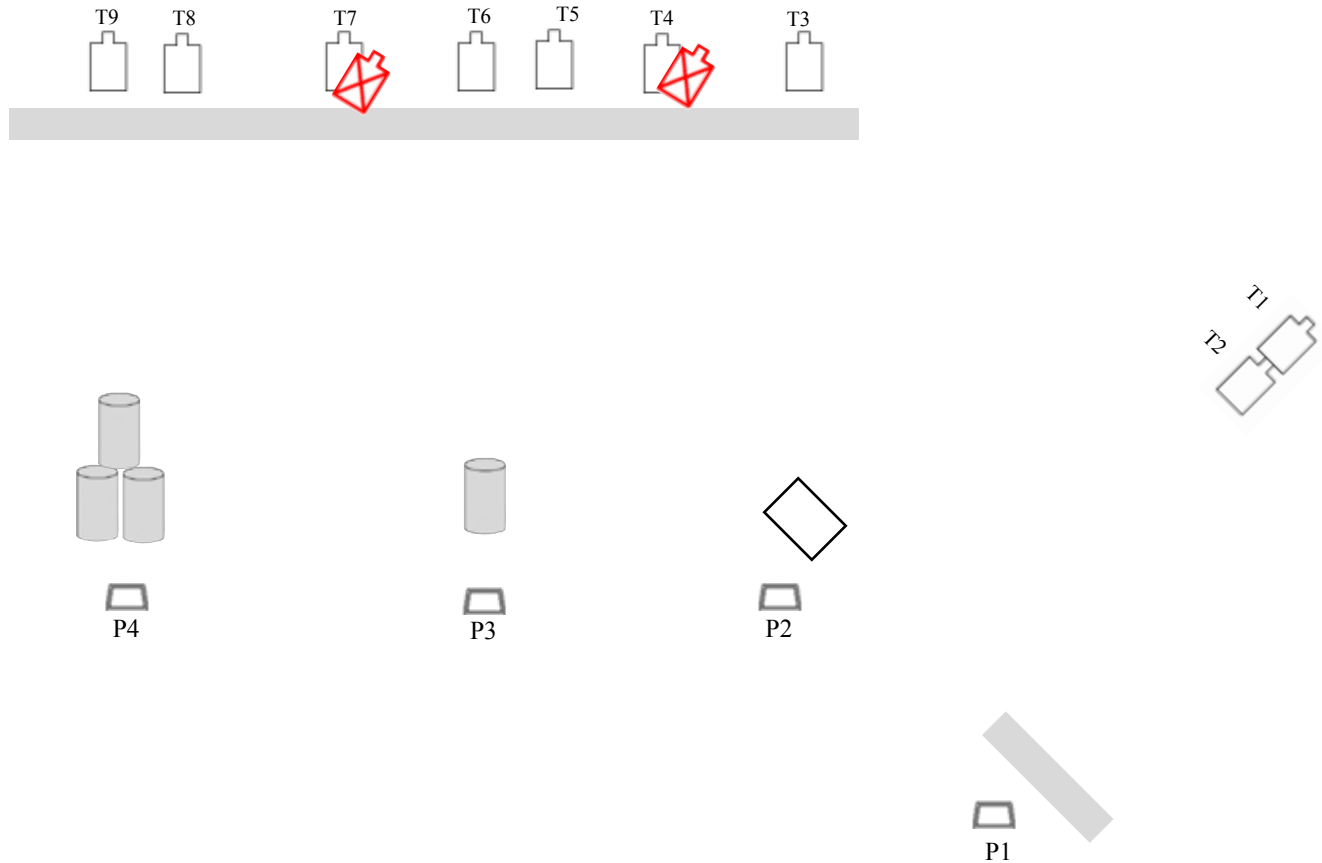
- **Must use cover at all times.**

## Stage 5 — The Wall

1 Double Target  
7 Single Targets  
2 Non-threats

Round Count:  
Rifle — 30 MAXIMUM

4 Barrels



**Starting Position:** P1 with rifle loaded at low ready. Shot WEAK HAND.

**Rules of Engagement:** From P1, engage T1 and T2 with two rounds to the body and one round to the head. Move to P2 and engage T3 with two rounds to the body and one round to the head, then, while moving to P3, engage T4 with one round. At P3, engage T5 and T6 with two rounds to the body and one round to the head, then, while moving to P4, engage T7 with one round. At P4, engage T8 and T9 with two rounds to the body and one round to the head.

- Shooter can only carry a maximum of 30 rounds of ammo.
- If shooter runs out of ammo before completion, all targets will be scored as failure to engage.

## Stage 6 — The Gulch

4 Steel

Round Count:  
Rifle — 32

Window Barricade  
Step Barricade



S1



S2



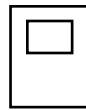
S3



S4



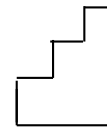
P1



P2



P3



P4

**Starting Position:** P1 with rifle loaded at low ready.

**Rules of Engagement:** Starting at P1, engage S1-S4 with two rounds each. Move to P2 and engage S1-S4, through the windows, with two rounds each. Move to P3 and engage S1-S4 with two rounds each. Move to P4 and, from the left side of the barricade, engage S1-S4 with two rounds each.

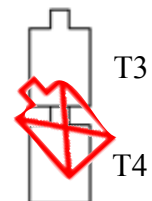
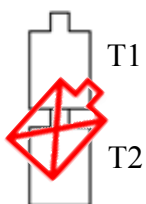
• **Muzzle Awareness**

## Stage 7 — Corral 1

2 Double Targets  
2 Non-Threats

Round Count:  
Rifle — 16  
**LIMITED VICKERS**

1 Barricade



**Starting Position:** P1 with rifle loaded at low ready.

**Rules of Engagement:** From P1, engage T1-T4 with two rounds each. Move to P2 and engage T1-T4 with two rounds each.

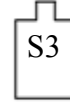
• 16-round maximum.

Stage 9 — Back 40

3 Steel

Round Count:  
Rifle — 20

2 Small Poppers



**Starting Position:** P1 with rifle loaded at low ready.

**Rules of Engagement:** Start at P1 and engage S1-S3 with one round each. Move to P2 and engage S1-S3 with two rounds each. Move to P3 and engage S1-S3 with three rounds each and S4 and S5 with one round each.